



# **SISTEM INSURANS PEKERJAAN (SIP)** ***EMPLOYMENT INSURANCE SYSTEM (EIS)***

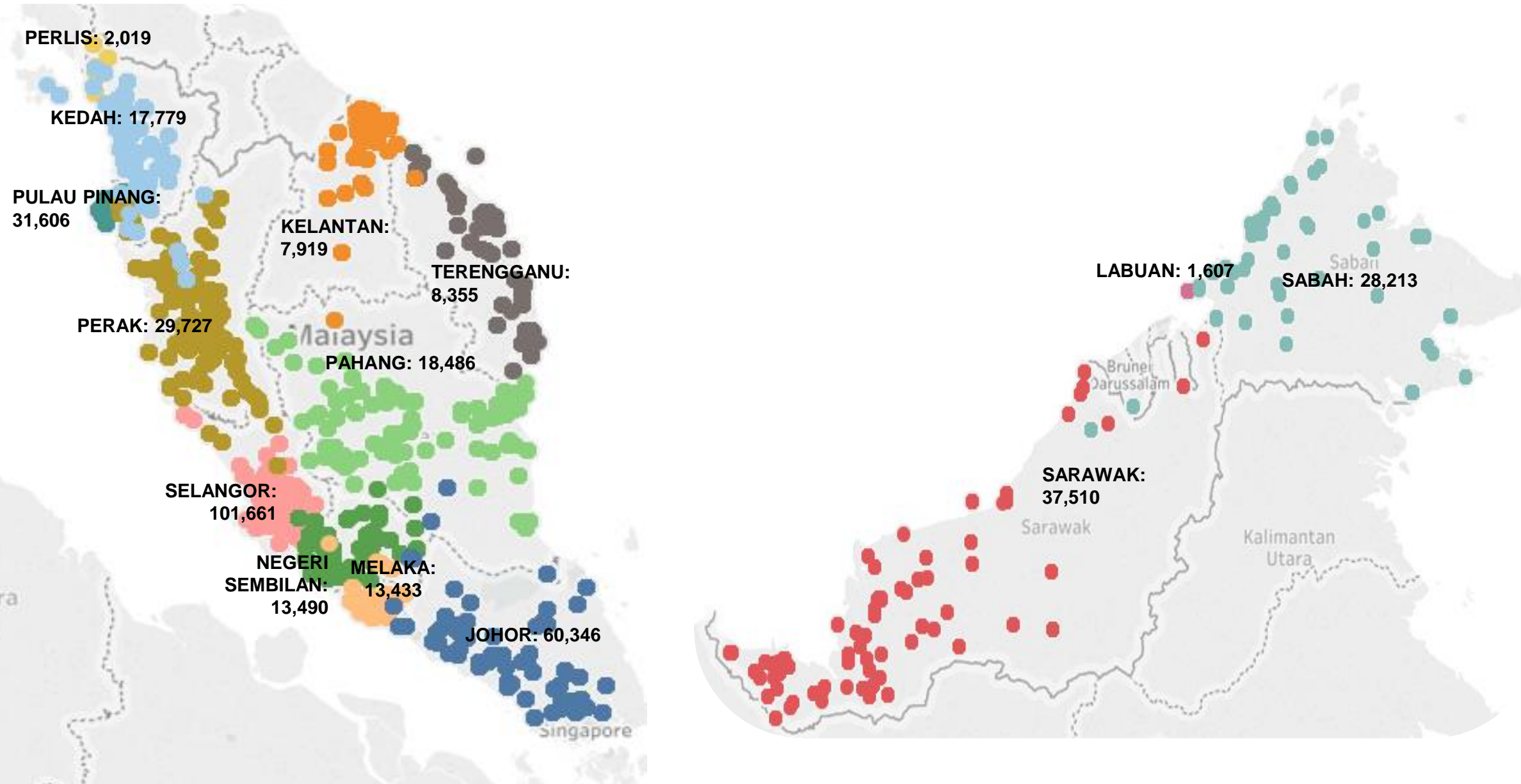
**LAPORAN BULANAN SIP / *EIS MONTHLY REPORT***

**APRIL 2019 / *APRIL 2019***

**DISEDIAKAN OLEH : BAHAGIAN PERKHIDMATAN MAKLUMAT & ANALISA PEKERJAAN  
*PREPARED BY : THE DEPARTMENT OF EMPLOYMENT INFORMATION ANALYSIS SERVICES***

# TABURAN MAJIKAN DI MALAYSIA


## *DISTRIBUTION OF EMPLOYER IN MALAYSIA*



# **MAJIKAN YANG MEMBERHENTIKAN PEKERJA (JANUARI – APRIL 2019)**

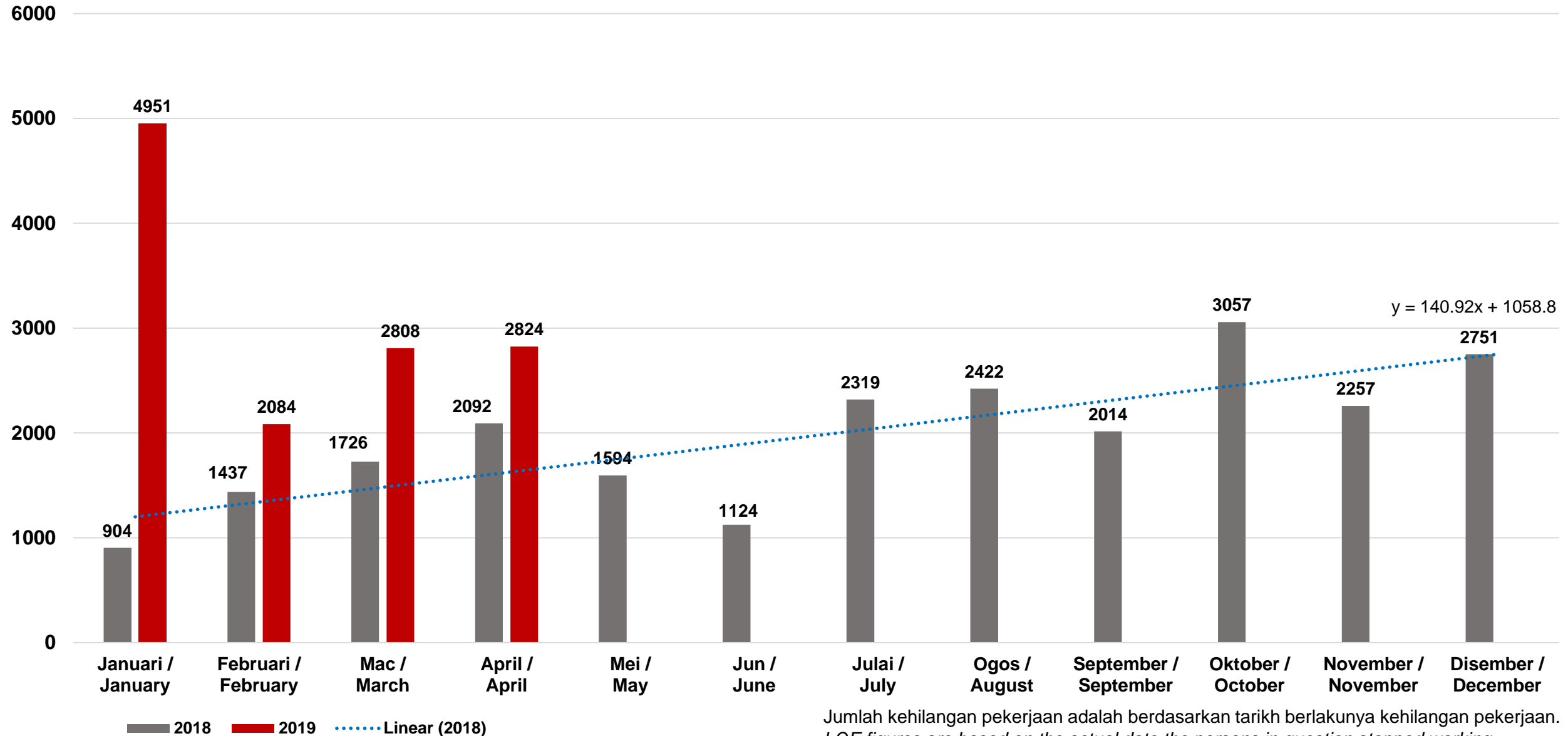
## ***EMPLOYER DISMISSALS (JANUARY – APRIL 2019)***

<b>Bilangan Number</b>	<b>Januari <i>January</i></b>	<b>Februari <i>February</i></b>	<b>Mac <i>March</i></b>	<b>April <i>April</i></b>	<b>Jumlah <i>Total</i></b>
Majikan <i>Employer</i>	1,181	754	778	564	3,277
Pekerja yang terlibat <i>Employees Involved</i>	4,951	2,084	2,808	2,824	12,667



# STATISTIK KEHILANGAN PEKERJAAN (JANUARI – APRIL 2019)

## LOSS OF EMPLOYMENT (LOE) STATISTICS (JANUARY – APRIL 2019)



# KEHILANGAN PEKERJAAN MENGIKUT JANTINA & UMUR (JANUARI – APRIL 2019)

## LOE BY GENDER & AGE (JANUARY – APRIL 2019)

N=12,667



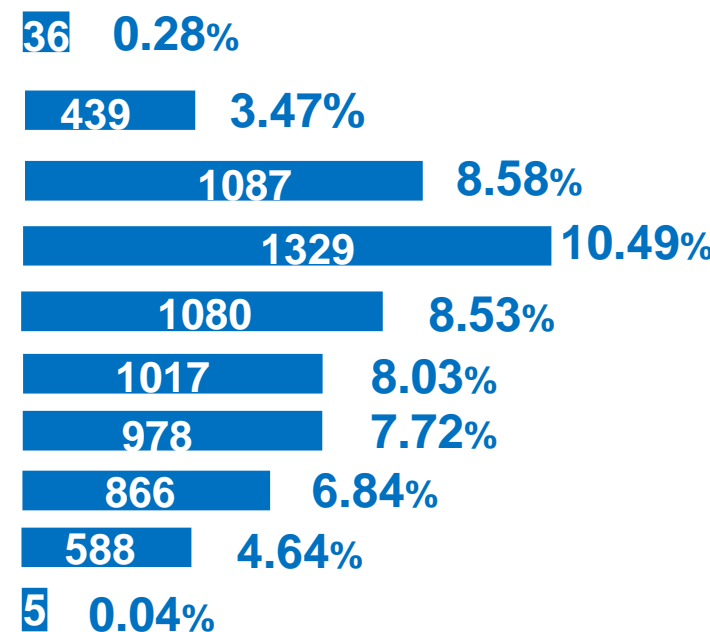
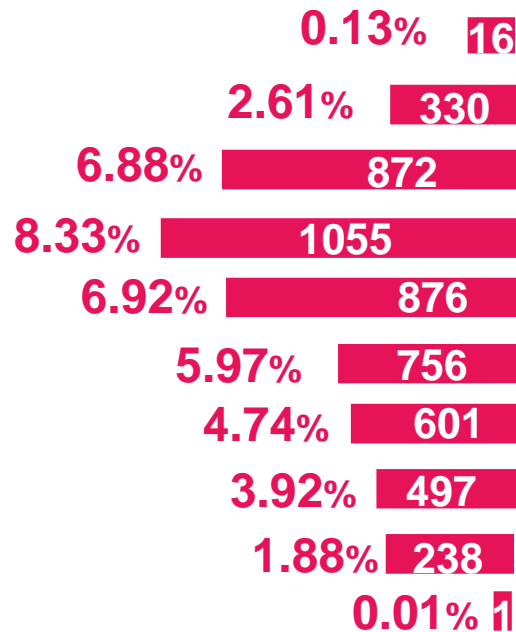
**PEREMPUAN**  
*FEMALE*



**59%**

**UMUR**  
*AGE*

**LELAKI**  
*MALE*



EMPLOYMENT INSURANCE SYSTEM

# KEHILANGAN PEKERJAAN MENGIKUT NEGERI (JANUARI – APRIL 2019)

## LOE BY STATE (JANUARY – APRIL 2019)

N=12,667



**3,599**



**326**



**3,150**



**274**



**1,109**



**172**



**1,076**



**143**



**761**




**139**



**727**



**133**



**607**



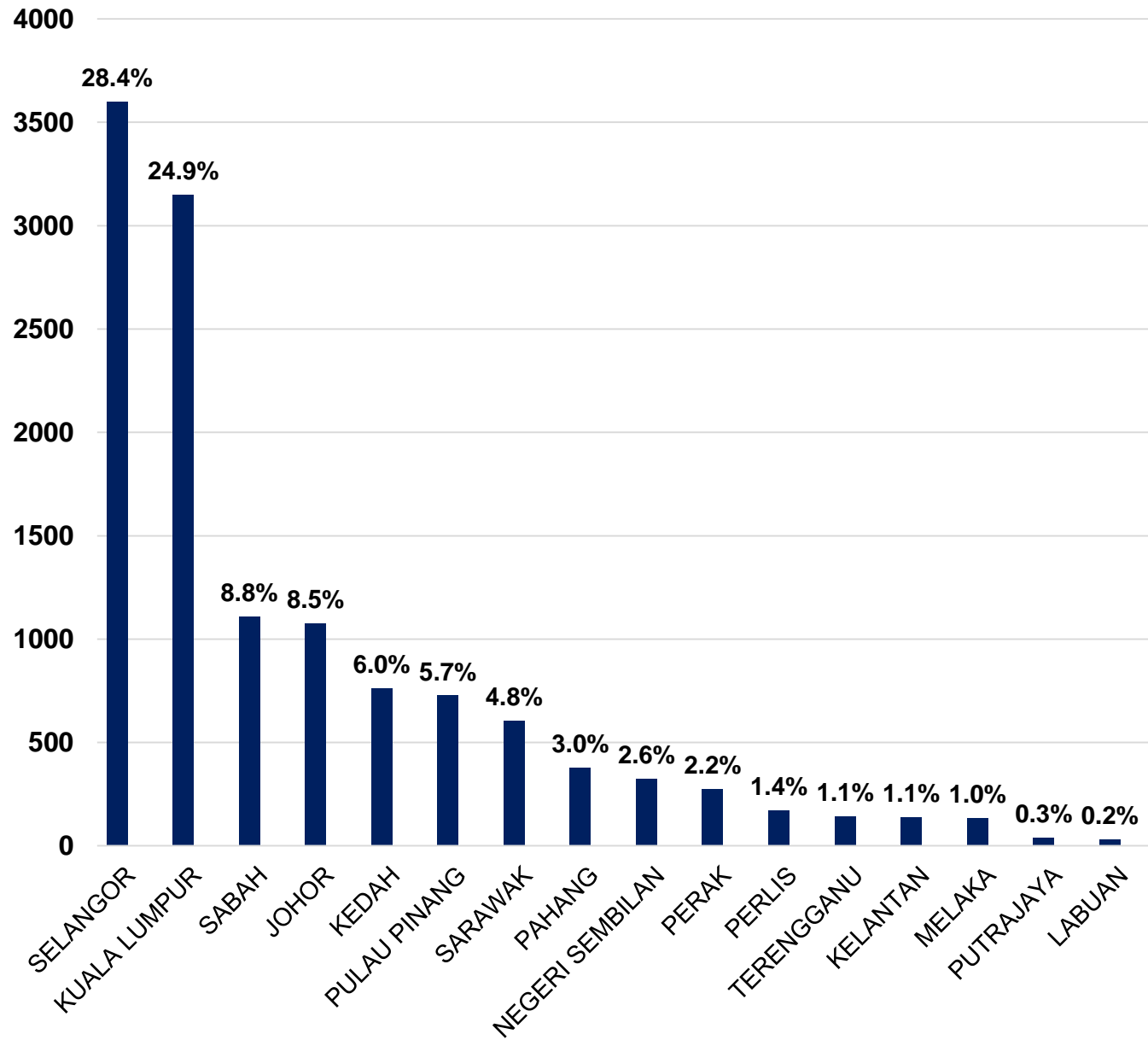
**40**



**380**



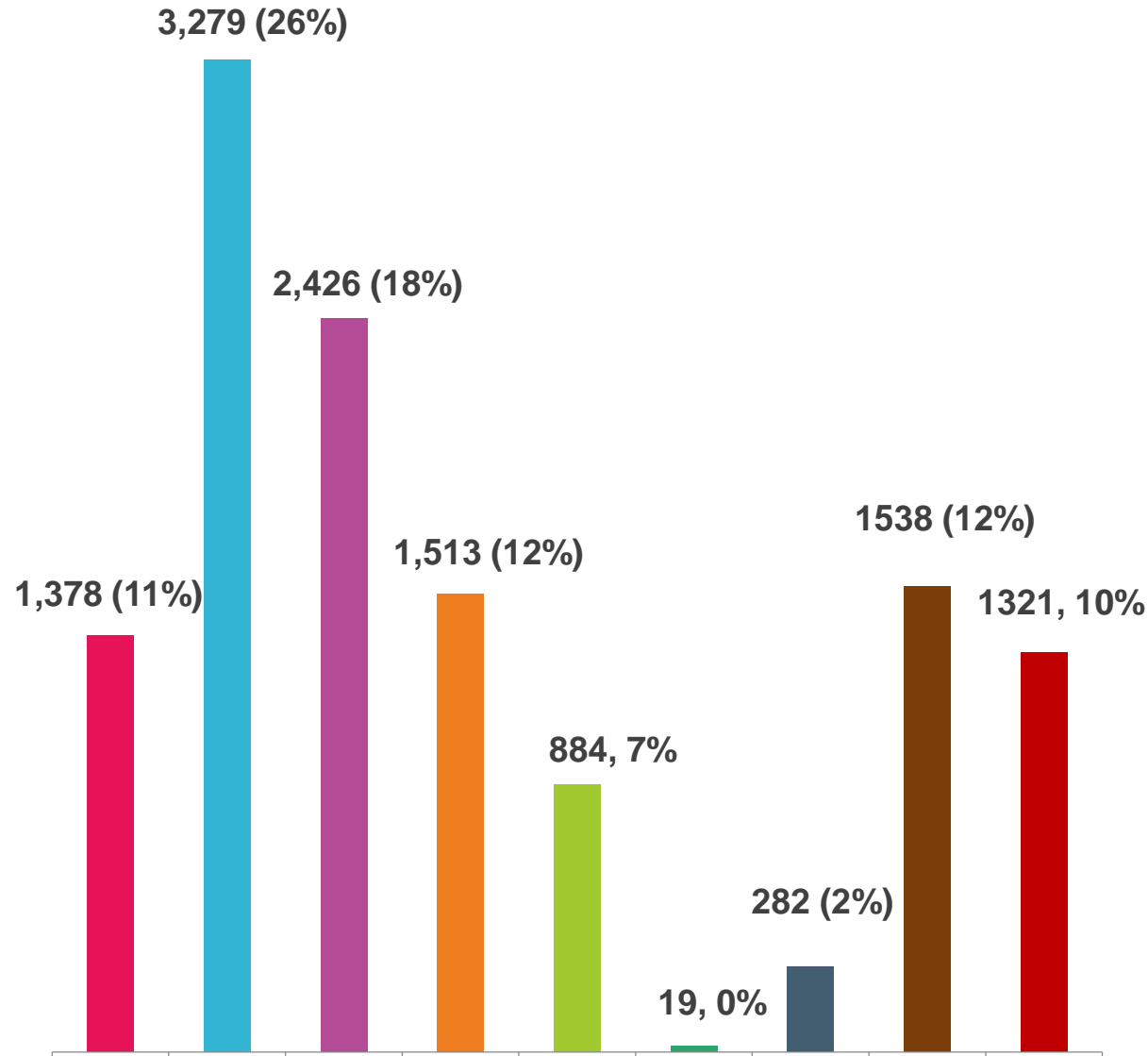
**31**



# KEHILANGAN PEKERJAAN MENGIKUT KATEGORI PEKERJAAN (JANUARY – APRIL 2019)

## LOE BY OCCUPATION CATEGORY (JANUARY – APRIL 2019)

N=12,640



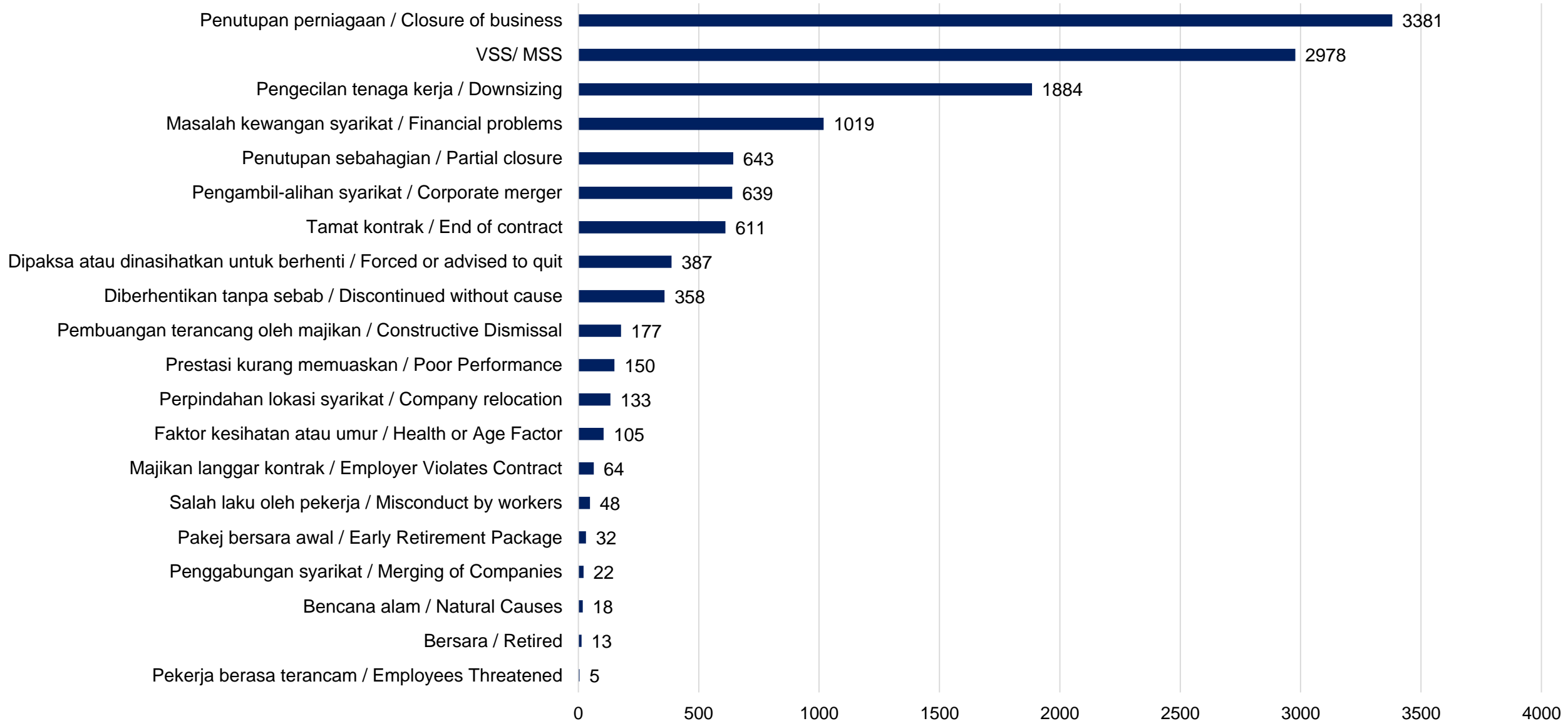
- 01 **Pengurus**  
*Managers*
- 02 **Profesional**  
*Professionals*
- 03 **Juruteknik & Profesional Bersekutu**  
*Technicians & Associate Professionals*
- 04 **Sokongan Pengkeranian**  
*Clerical Support*
- 05 **Perkhidmatan & Jualan**  
*Services & Sales*
- 06 **Pertanian, Perhutanan & Perikanan**  
*Skilled Agriculture, Forestry & Fishing*
- 07 **Kemahiran & Pertukangan**  
*Craft & Related Trades*
- 08 **Operator dan Pemasang Loji, Mesin**  
*Plant & Machine Operators and Assemblers*
- 09 **Pekerjaan Asas**  
*Elementary Occupations*



# SEBAB KEHILANGAN PEKERJAAN (JANUARI – APRIL 2019)

## LOE BY CAUSE (JANUARY – APRIL 2019)

***N=12,667***

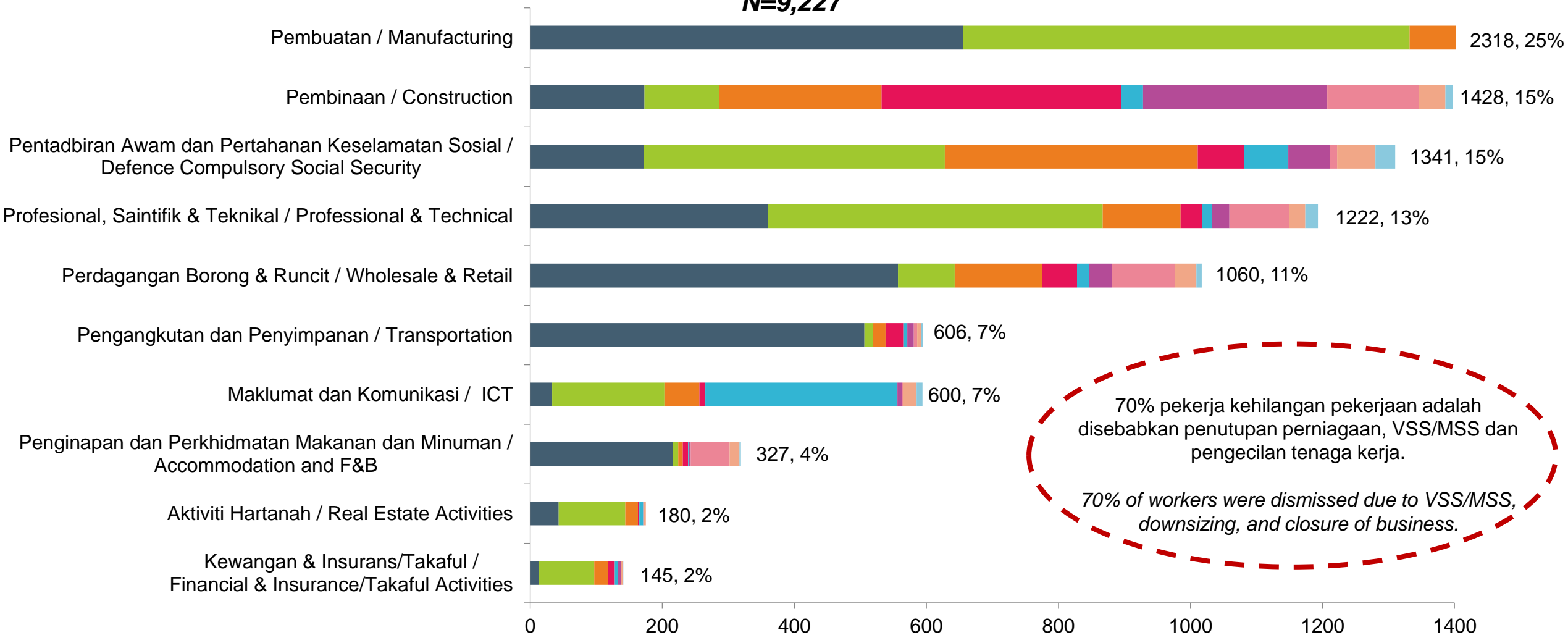




# KEHILANGAN PEKERJAAN MENGIKUT SEKTOR (JANUARI – APRIL 2019)

## LOE BY SECTOR (JANUARY – APRIL 2019)

N=9,227



70% pekerja kehilangan pekerjaan adalah disebabkan penutupan perniagaan, VSS/MSS dan pengecilan tenaga kerja.

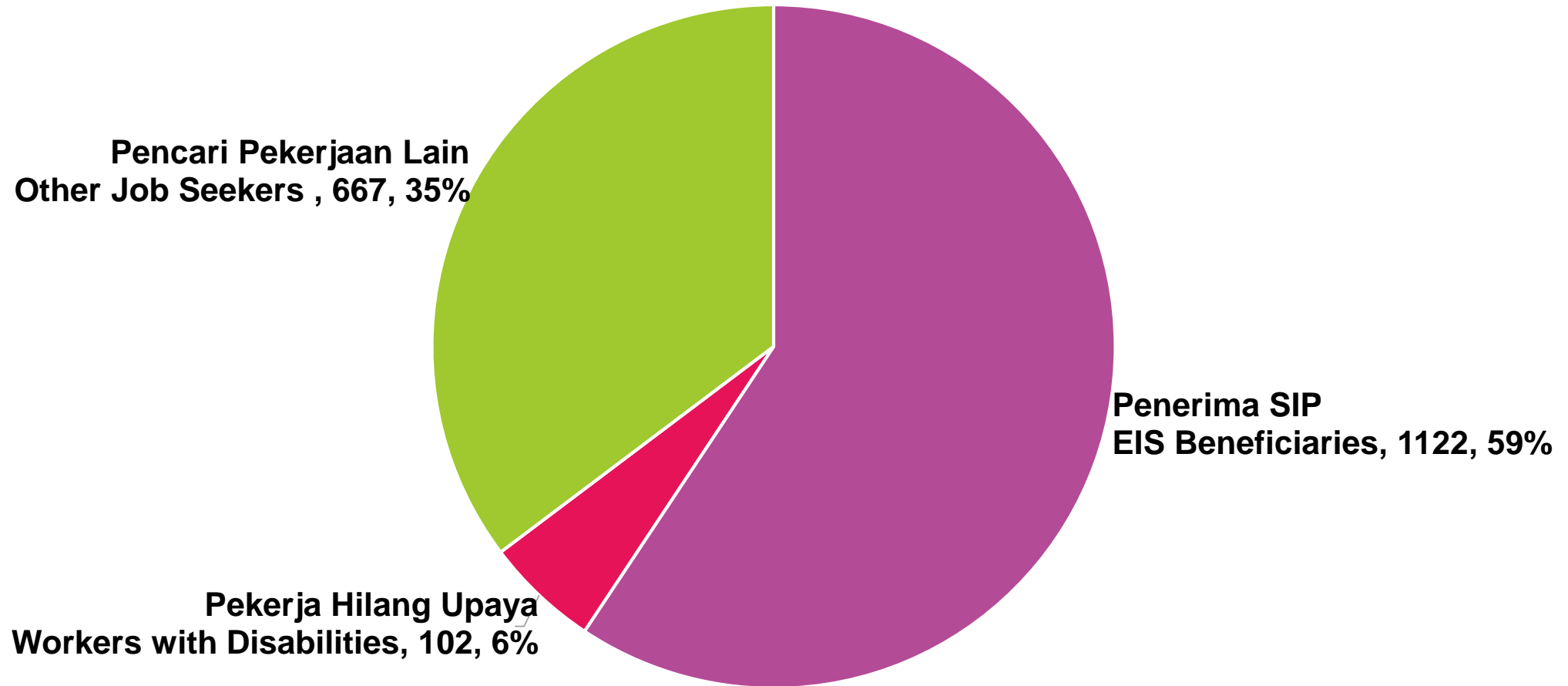
70% of workers were dismissed due to VSS/MSS, downsizing, and closure of business.



# KADAR KEMBALI BEKERJA (JANUARI – APRIL 2019)

## RETURN TO WORK RATES (JANUARY – APRIL 2019)

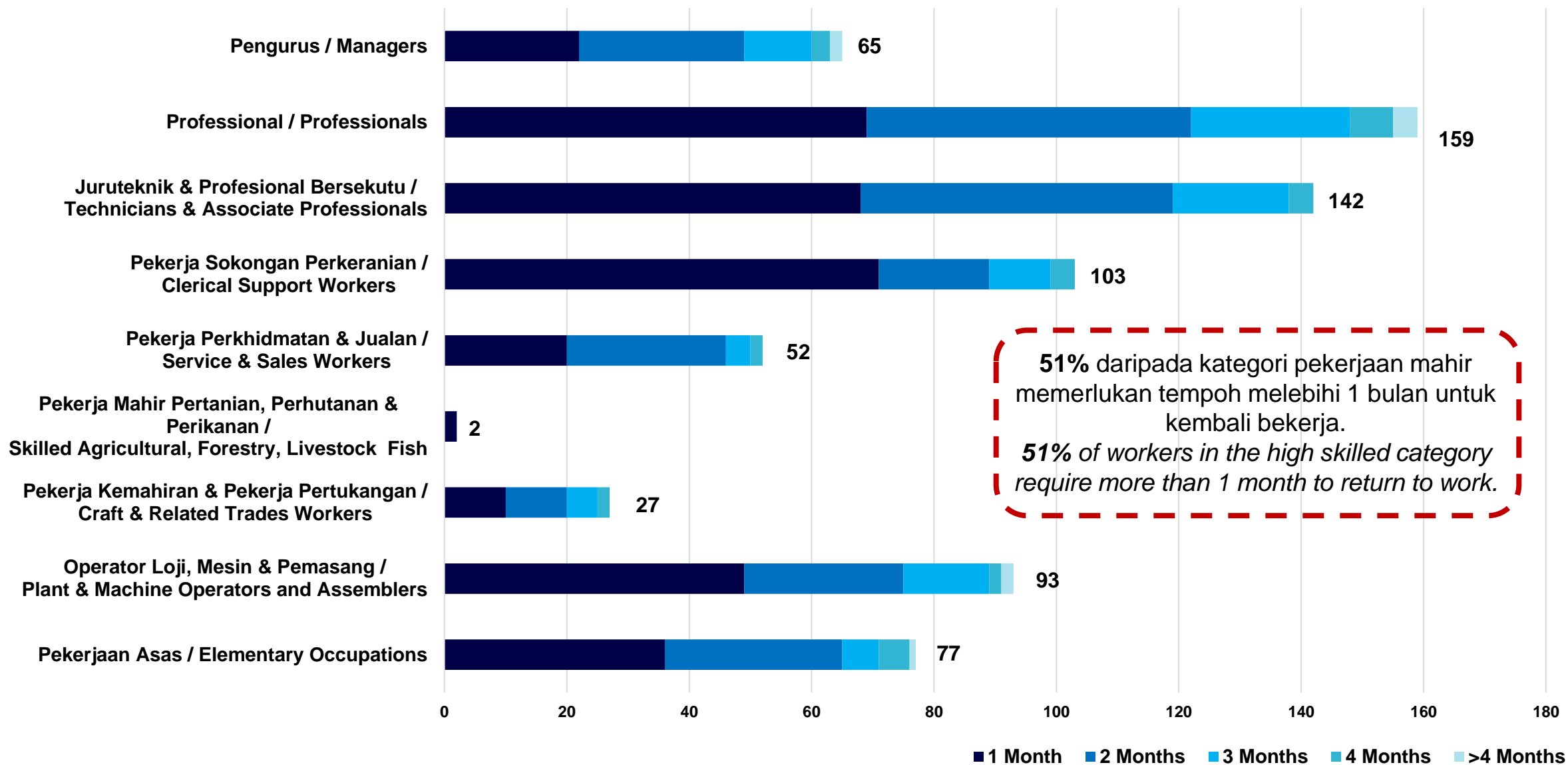
N = 1,891



Nilai di atas adalah berdasarkan tarikh lapor diri dalam pekerjaan baru.  
*The figures above are based on the date the relevant persons reported for duty.*

# TEMPOH KEMBALI BEKERJA MENGIKUT KATEGORI PEKERJAAN (JANUARI – APRIL 2019)

## TIME TAKEN TO RETURN TO WORK BY OCCUPATION CATEGORY (JANUARY – APRIL 2019)



Bilangan Orang Berinsurans SIP yang telah Kembali Bekerja  
Number of EIS Insured Person Return to Work

Data adalah berdasarkan mereka yang telah kembali bekerja dengan jawatan baru yang disandang.  
 Data is based on the ones who returned to work with the new positions held.

# Terima Kasih



S I P 2 0 1 9